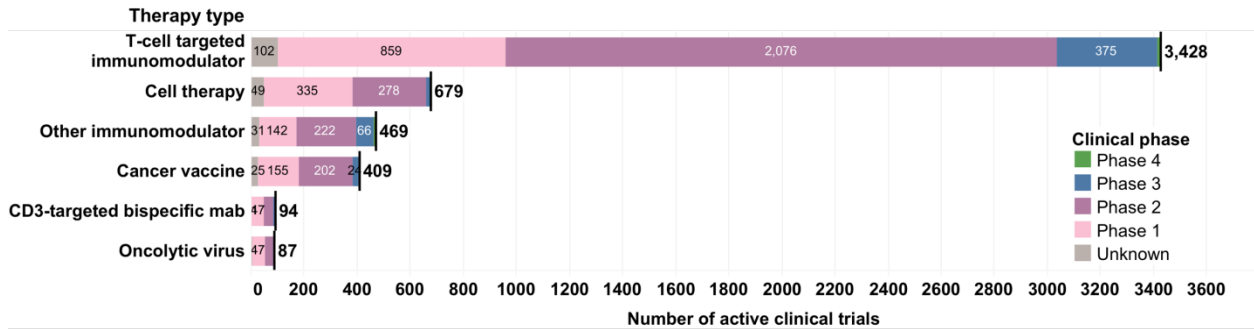


Immuno-oncology drug development goes global

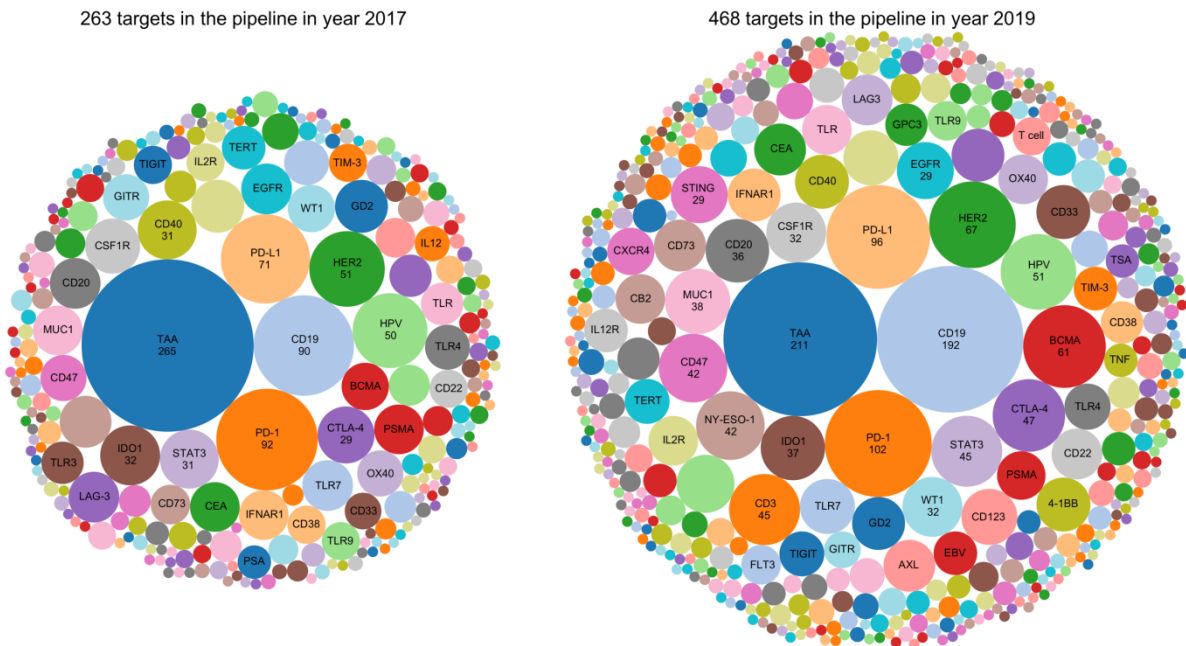
Jia Xin Yu, Vanessa M. Hubbard-Lucey and Jun Tang

<https://doi.org/10.1038/d41573-019-00167-9>

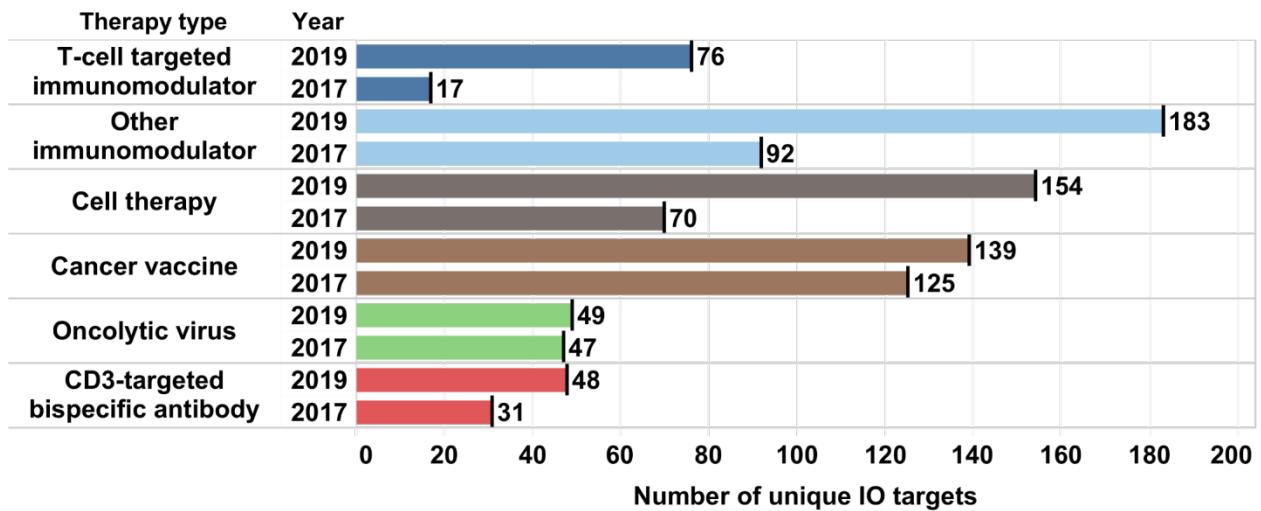
Dataset and analysis. The data were collected continuously between September 2017 and August 2019 from clinicaltrials.gov and GlobalData. The analysis was done by using PostgreSQL, Python, and Tableau. The process and know-how of determining different IO drug classes and targets of each oncology pipeline drug and trial were created by the CRI Clinical Accelerator team, collectively termed as CRI IO Analytics.



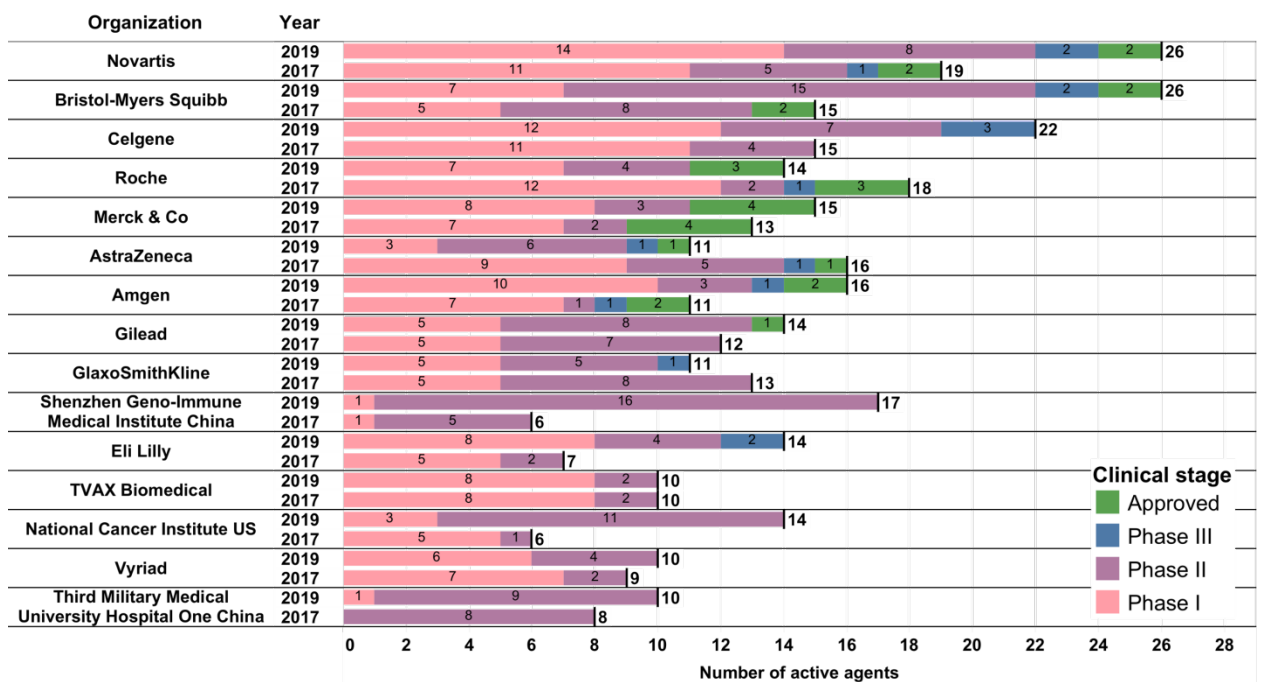
Supplementary Fig. 1. The current landscape of 5,166 active IO clinical trials, which are classified by the therapy types of the primary experimental drugs. Including inactive trials, we found 9,061 IO trials have been listed in clinicaltrials.gov as of August 2019.



Supplementary Fig. 2. Target landscape comparison between 2017 and 2019. Non-specific tumor-associated antigen (TAA) had a significant decrease of active agents, suggesting the field is moving towards more specific target strategies. Numbers in each bubble reflect the counts of active pipeline drugs against each target.



Supplementary Fig. 3. Count of distinct targets per IO drug class. Note: many targets are being pursued in multiple therapy types.



Supplementary Fig. 4. The top 15 clinical pipelines in immuno-oncology by organization, by number of clinical stage IO agents. The number of active clinical agents in the pipelines has grown from 178 in 2017 to 230 in 2019, a 30% increase.